

Introduction

Forklift trucks drive into lanes on racking specially built to provide support to the pallet along the pallet sides. Stacking often to 10 metres high and 4 or 5 but occasionally even 10 pallets deep.

This system can provide very dense storage capacity, often low in access and rotation of products. As the truck enters the racking, special precautions apply to ensure the compatibility of design between the truck, pallet and load and the racking. Flat floors are advantageous.

Usually the rack design incorporates a stability structure at the rear of the rack and therefore drive in indicates single access from one side. Drive thru requires this same stability to be provided by a variation in design.

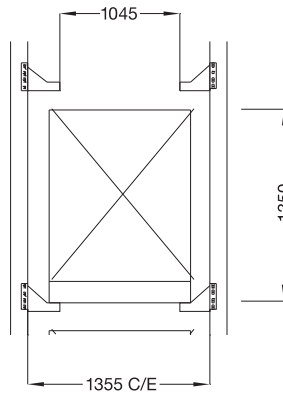
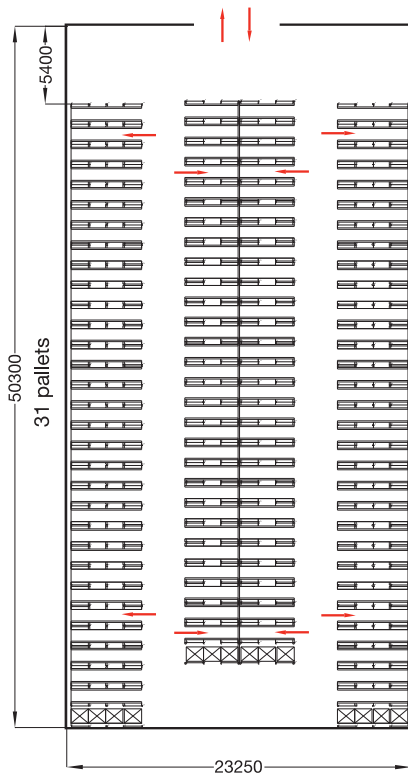
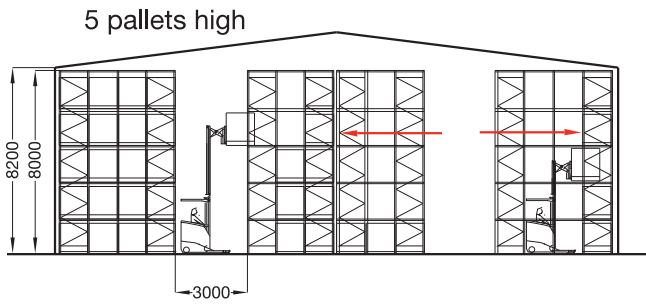
Features

- Very dense storage, ideal for few SKU's with high pallet quantities.
- Prevents product crushing, and offers damage free storage.
- Floor single or double stacked pallets always accessible.
- Low capital costs using conventional handling equipment.

Vital statistics

Average locations used	75%
Immediate accessibility	up to 100%
Stock rotation	Average
Average floor area by pallet position (sqm)	0.55

Example configuration



Drive-in racking example for 2080 pallets

- Pallet and load size:
1165mm (entry) x 1165mm x 1350mm (H)
- Floor area:
50.3m x 23.25m = 1170 sqm
- Total building volume:
9590 cbm (8m high)
- Average floor area/pallet position:
1170 sqm/2080 pallets = 0.56 sqm/pallet position
- Average building volume/pallet position:
9590 cbm/2080 pallets = 4.61 cbm/pallet