

*Extract of the
general catalogue,*

CHAPTER E

INDIVIDUAL SOLUTIONS FROM A SINGLE SOURCE

*A large variety of products and systems for
warehouses, factories and workshops*



GENERAL CATALOGUE

Cantilever racking for oversized goods storage

The ideal solution for storage of oversized goods or bulky items is cantilever racking. The list of items to be stored includes plastic tubing, steel pipes, profiles and wooden planks up to heavy coils.

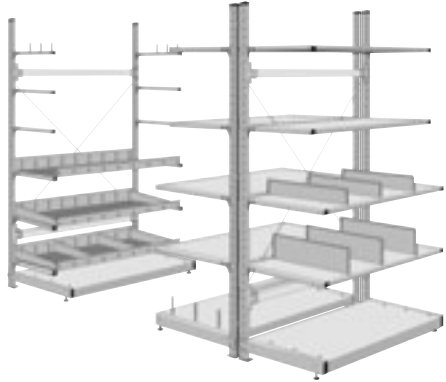
Made to measure:
Our SSI SCHAEFER specialists design individual concepts for oversized goods or special space requirements.

Cantilever racking can be manufactured for single- or double-faced usage. The rim length of either style is not limited.

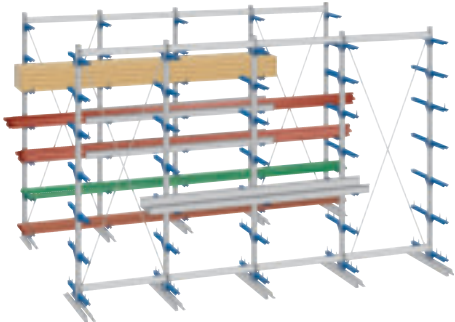
Adjustable cantilever arms allow easy adjustment to all different kinds of storage heights and loads. SSI SCHAEFER offers varied accessories depending on the specific requirements:

- ▶ Locations for oversized products
- ▶ Storage trays
- ▶ Dividing pins
- ▶ Wooden or plastic supports for cantilever arms to protect the stored goods
- ▶ Shelf covers made from chipboard or mesh panel

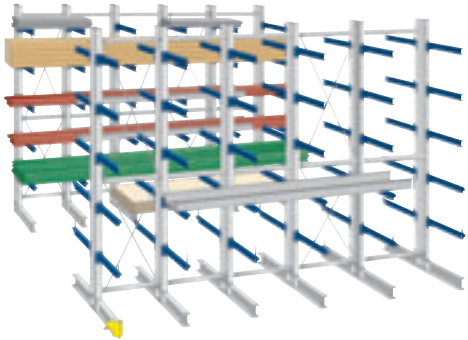




Cantilever racking KR 3000 Page E4



Cantilever racking KRE Page E8



Cantilever racking KRS Page E12

Overview SSI SCHAEFER cantilever racking systems

	Cantilever racking KR 3000
Applications	Handling and storage of light-weight and bulky materials
Advantages	<ul style="list-style-type: none"> ▶ Provision of fixing pins, shelves or storage trays ▶ Double face racking consisting of free-standing uprights placed one beside the other and 3 frame connectors ▶ Special upright profile ▶ The beams are hooked into the uprights by means of tapered grooves on both fronts
System	▶ Upright construction
Design	▶ Extension bay design; reduces proportionately the load capacity per racking bay
Perforation	▶ 53:53 mm
Load capacity	▶ 150 kg per page and upright, incl. base shelf, 50 kg per cantilever arm
Support profiles/ Horizontal braces	▶ Galvanised
Cantilever arms	▶ Galvanised
Dividing shelves	▶ Silver



E4

from pages

Cantilever racking KRE

Handling and storage of pipes, profiles or long, bulky materials

- ▶ Simple assembly with few components
- ▶ Single face or double face racking
- ▶ Cantilever arms are simply hooked in, therefore no need for aids
- ▶ Robust design
- ▶ Solid foot plate
- ▶ Welded upright construction
- ▶ Bolting system: The upright profiles are bolted together with horizontal braces to form racking rows and reinforced with vertical cross bracing in every fourth racking bay
- ▶ 50:50 mm
- ▶ Up to 2300 kg per upright side based on evenly spaced cantilever arms
- ▶ Painted RAL 7037, grey
- ▶ Painted RAL 5010, gentian blue



E8

Cantilever racking KRS

Storage of heavy, bulky materials and goods. Can be installed indoors and outdoors, manual or automatic handling, fixed or mobile installation possible

- ▶ Simple assembly with few components
- ▶ Single face or double face racking
- ▶ Bolted cantilever arms
- ▶ Robust design
- ▶ Bolted upright construction
- ▶ Bolting system: The upright profiles are bolted together with horizontal braces to form racking rows and reinforced with vertical cross bracing in every fourth racking bay
- ▶ 100:100 mm
- ▶ Up to 14000 kg per upright side based on evenly spaced cantilever arms
- ▶ Painted RAL 7037, grey
- ▶ Painted RAL 5010, gentian blue



E12

Cantilever racking KR 3000

SSI SCHAEFER's cantilever racking KR 3000 is suitable for fast site adjustments, if required. Each side has a load capacity of up to 300 kg in base bay design.

The cantilever brackets can be inserted in increments of 53 mm, with insert slope of 10%. They can be equipped with fixing pins or be used as shelf supports or storage trays.

All shelves have a load capacity of 100 kg in base bay design.

Double face racking is configured from uprights, placed one behind the other, which are reinforced with frame connectors. The racks can also be configured in extension bay design, but it has to be taken into account that the load capacity per racking bay is reduced proportionately.





► **Load capacity**

150 kg per base and upright, incl. base shelf,
50 kg per cantilever arm

► **Height pitch 53 mm**

cantilever brackets with
insert slope of 10°



► **System design**

cantilever racking design

► **Extension bay design**

reduces proportionately the load bearing capacity
per shelf bay

► **Applications**

Handling and storage of light-weight and bulky materials

► **Provision of fixing pins, shelves
or storage trays**

► **Double face racking**

made from uprights placed one beside the other
and 3 frame connectors

► **Special upright profile**

► **Margin-free insertion of beams**

by means of tapered grooves on both fronts

KR 3000 system

Upright frame with
foot and top cover

Divider pins

Page E7

Cantilever brackets

Page E7

Tray (without divider)

Page E7

Tray (with divider)

Page E7

Horizontal beams

Cross bracing


Frame connectors

Page E7

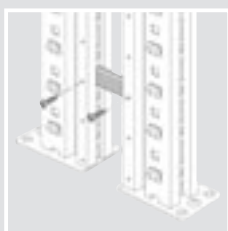
Free-standing
dividers

Chapter B,
Page B18

Base shelf

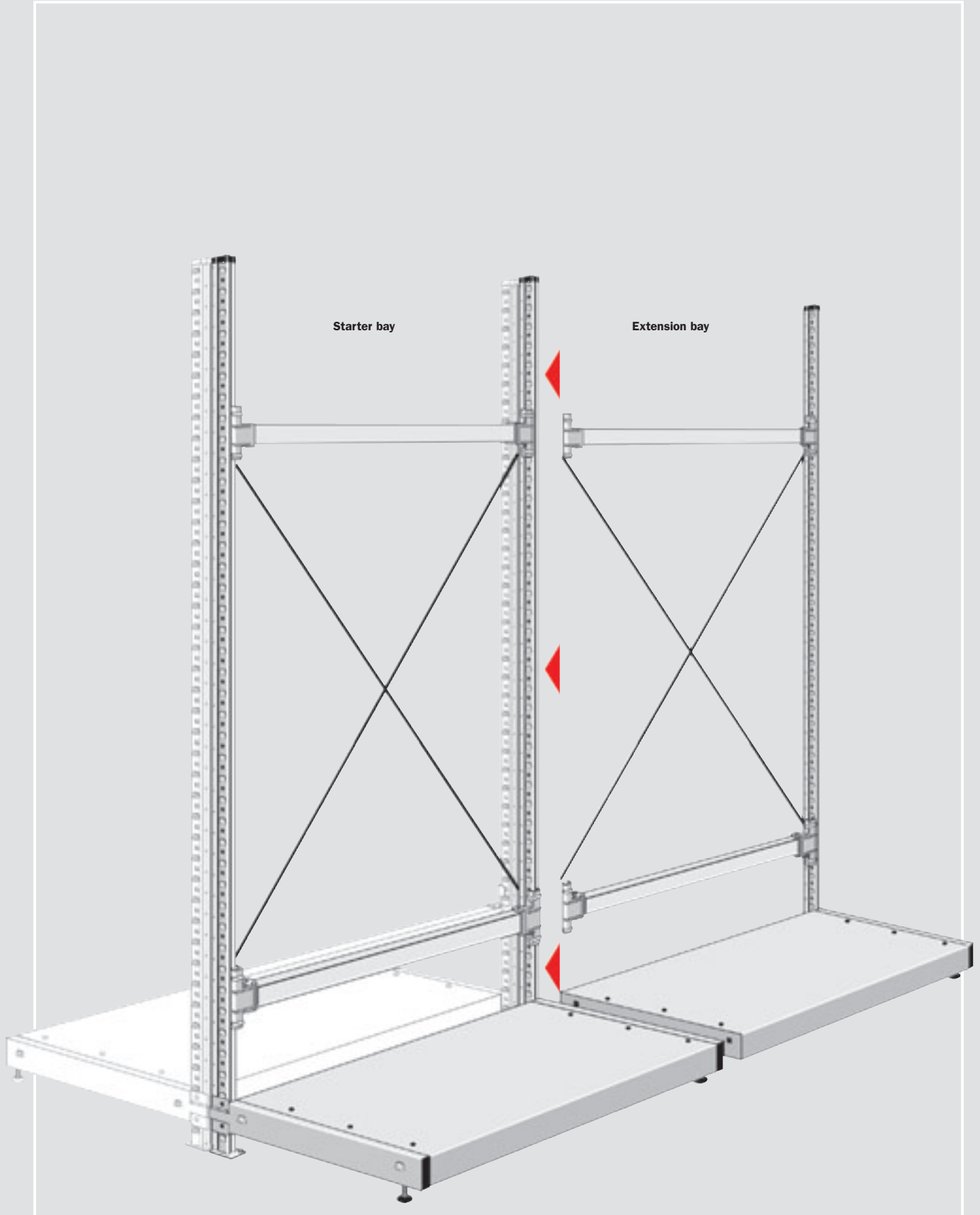


Divider pins



Frame connectors

Rack components



SILVER

GALVANISED



Shelves



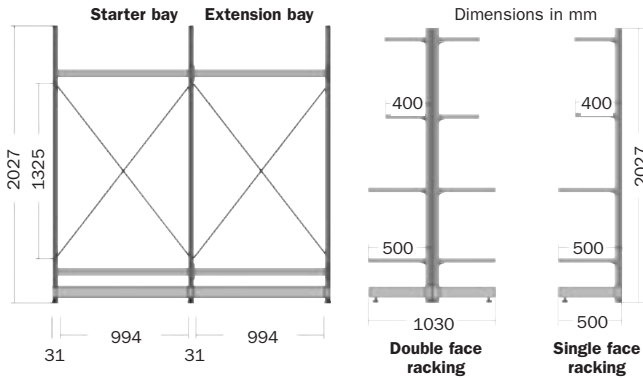
Divider pins
Cantilever brackets
Frame connectors
Trays

Shelves

the maximum load bearing capacity can only be achieved in starter bay design

Starter bay/extension bay

clear bay width 994 mm each



Rack components and accessories

Starter bay

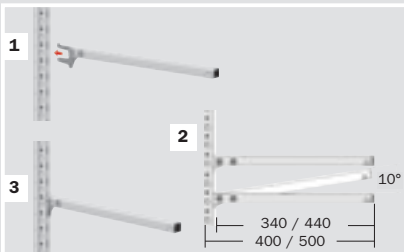
2 uprights with foot – single face, 2 beams, 1 cross bracing, 1 base shelf.

Item	Width (mm)	Height (mm)	Order no.
FR 31020 G	994	2027	145690

Extension bay

1 upright with foot – single face, 2 beams, 1 cross bracing, 1 base shelf.


Item	Width (mm)	Height (mm)	Order no.
FR 31020 A	994	2027	145700



Cantilever brackets

Galvanised sheet steel. For insertion of shelves and trays. Load bearing capacity 50 kg.


Item	Rack depth (mm)	Useable depth (mm)	Order no.
KK 34050	400	340	145740
KK 35050	500	440	145760



Divider pins

Galvanised steel. Dividing pins for brackets.

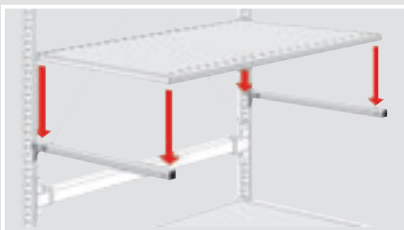
Item	Order no.
AST 3100	145770



Tray

Galvanised sheet steel. Depth ext. 400 mm, interior 386 mm. Load bearing cap. 50 kg/bay.

Item	Order no.
LW 31010	Tray 145790
LWT 386/2386	Divider 18220

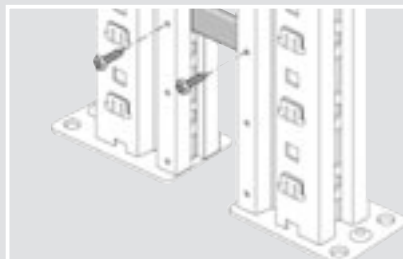


Shelves

Sheet steel, painted silver. 30 mm high. In the shelves are rows of slots, with a distance of 41 mm, for free-standing longitudinal dividers.

Note: The maximum load bearing capacity can only be achieved in base bay design.

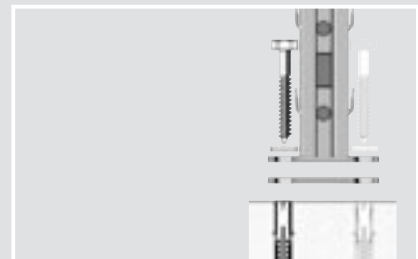
Item	Rack depth (mm)	Order no.
ZB 4413 L	400	27010
ZB 4513 L	500	27030



Frame connectors

Galvanised sheet steel. To connect double face racking bays. Distance 30 mm. Incl. fixing materials.

Item	Order no.
RV 3030	147090



Floor fixing

To fix the uprights to the floor. Consists of bolt, dowel, washer.


Item	Order no.
BF 3000	145710

Clear bay width 1282 mm and further accessories

on request

Cantilever racking for light to medium loads

For handling and storage of pipes, profiles or long, bulky materials the fast adjustment of this storage system proves itself worthy. No matter whether single face or double face use, with partitioning of the cantilever arms or with storage trays – with the cantilever system KRE you made the correct choice. No tools are needed to adjust the cantilever arms.




KRE system

GREY GENTIAN BLUE GALVANISED



- ▶ **Load capacity**
up to 2300 kg per upright side based on evenly spaced cantilever arms
- ▶ **Perforation**
hole pitch 50:50 mm
- ▶ **Welded upright construction**
- ▶ **Bolting system**
the upright profiles are bolted together with horizontal braces to form racking rows and reinforced with vertical cross bracing in every fourth racking bay
- ▶ **Handling and storage**
of pipes, profiles or long, bulky materials
- ▶ **Simple assembly**
with few components
- ▶ **Single face or double face racking**
- ▶ **Cantilever arms are simply hooked in**
therefore no need for tools
- ▶ **Robust design**
- ▶ **Massive foot plate**

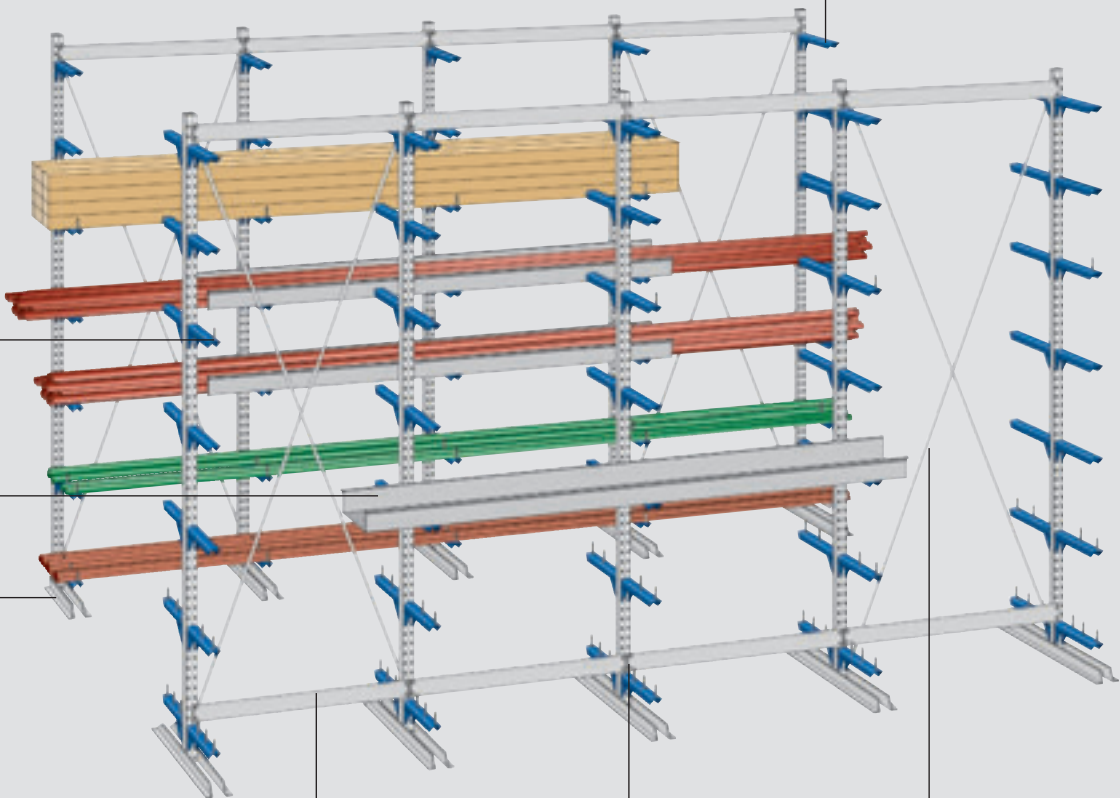


Cantilever arms
Page E10

Dividing pins
Page E11

Storage trays
Page E11


Cantilever upright (single face)
Page E10




Horizontal braces
Page E10

Cantilever upright (double face)
Page E10

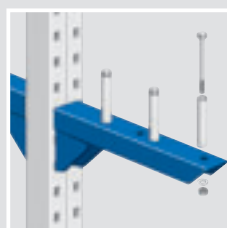
Cross braces
Page E11




Load sign




Cantilever arm



Dividing pins



Storage tray



Longitudinal bracing



GREY

GENTIAN BLUE

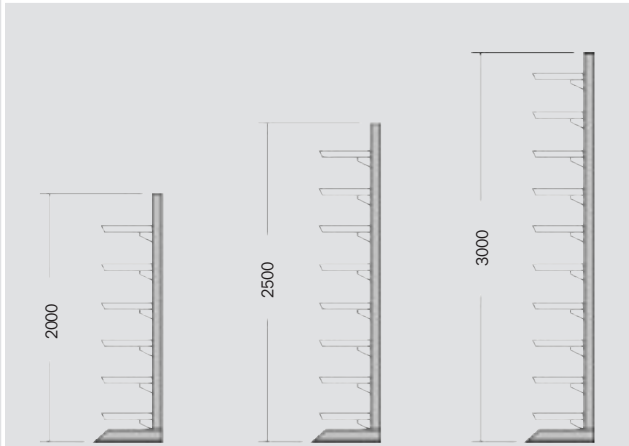


Cantilever uprights
Cross braces
RAL 7037



Cantilever arms
RAL 5010

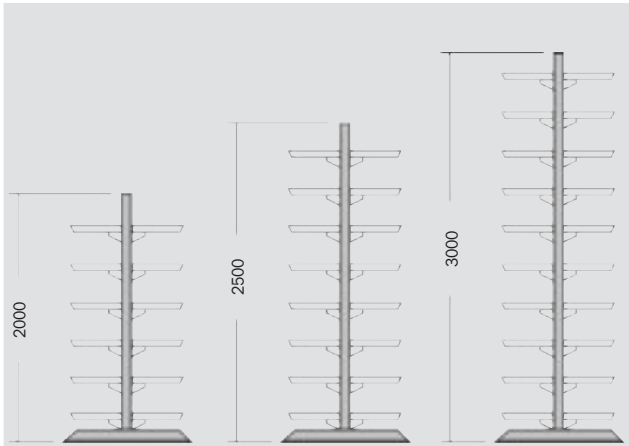
Cantilever uprights and accessories KRE



Cantilever uprights, single face

Steel, painted: grey, RAL 7037. Slot pitch 50:50 mm. The bases are made from angle profile and ensure an even distribution of the load to the floor. To connect cantilever uprights, two longitudinal bracings are required.

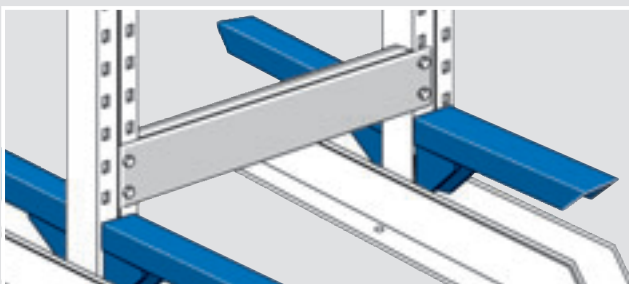
Item	Upright height (mm)	Useful depth (mm)	Total depth (mm)	Load (kg)	Order no.
KSE 200401	2000	400	560	2300	120130
KSE 200501		500	660	1900	120140
KSE 200601		600	760	1650	120150
KSE 200801		800	960	1200	120160
KSE 250401	2500	400	560	2150	120500
KSE 250501		500	660	1750	120510
KSE 250601		600	760	1500	120520
KSE 250801		800	960	1000	120530
KSE 300401	3000	400	560	2000	120870
KSE 300501		500	660	1600	120880
KSE 300601		600	760	1350	120890
KSE 300801		800	960	950	120900



Cantilever uprights, double face

Steel, painted: grey, RAL 7037. Slot pitch 50:50 mm. The bases are made from angle profile and ensure an even distribution of the load to the floor. To connect cantilever uprights, two longitudinal bracings are required.

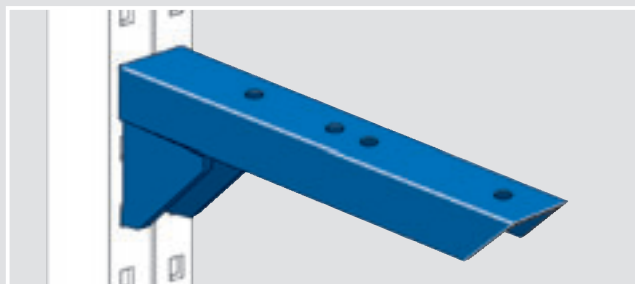
Item	Upright height (mm)	Useful depth (mm)	Total depth (mm)	Load (kg/side)	Order no.
KSD 200401	2000	400	1000	2300	117000
KSD 200501		500	1200	1900	117010
KSD 200601		600	1400	1650	117020
KSD 200801		800	1800	1200	117030
KSD 250401	2500	400	1000	2150	117370
KSD 250501		500	1200	1750	117380
KSD 250601		600	1400	1500	117390
KSD 250801		800	1800	1000	117400
KSD 300401	3000	400	1000	2000	117740
KSD 300501		500	1200	1600	117750
KSD 300601		600	1400	1350	117760
KSD 300801		800	1800	950	117770



Horizontal braces

Steel, painted: grey, RAL 7037. To connect cantilever uprights, two longitudinal bracings are required.

Item	Axle size (mm)	Order no.
KLV 06E	600	124810
KLV 08E	800	123600
KLV 10E	1000	123610
KLV 12E	1250	123620
KLV 15E	1500	124820



Cantilever arms

Steel, painted: blue, RAL 5010. With welded on hooks. Adjustable 50:50 mm, including slots for dividing pins.

Item	Cantilever arm length (mm)	Load (kg)	Order no.
KAE 0401	400	350	123260
KAE 0501	500	300	123270
KAE 0601	600	250	123280
KAE 0801	800	180	123290



Storage trays
Dividing pins

► **Identification labelling requirements**

in accordance with the industry safety regulations, all racking installations have to be labeled with the relevant load signs

Load signs

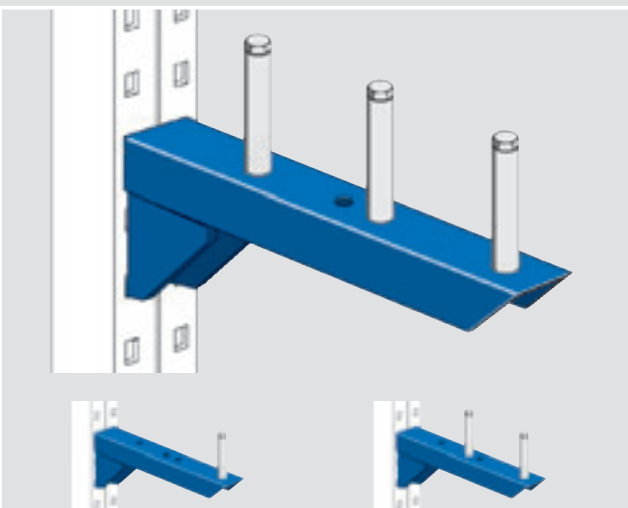
Item	Width (mm)	Height (mm)	Material	Order no.
KRTS 7050	420	600	Aluminium, incl. fixing material	992305
TS 0615	60	150	PVC adhesive film	157300

Floor anchors

Racking must be anchored to the floor using expansion anchors to guarantee stability. Four expansion anchors are required for a single face and double face cantilever racking.



Item	Order no.
BA 10 SL M 10 Expansion anchor	67030




Dividing pins

Made from tubular profile, incl. fixing bolts. Galvanised steel.

Item	Useable height (mm)	Order no.
KED 105	50	124250
KED 110	100	124260
KED 115	150	124270

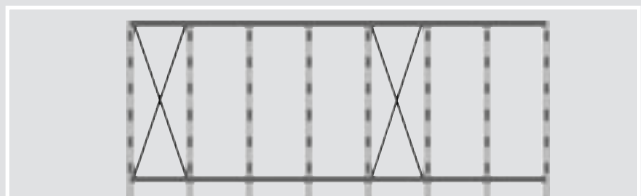
Accessories KRE



Storage trays

Sheet steel, galvanised, height 250 mm. To hold miscellaneous items, plastic tubing, hoses etc.

Item	For useful depth / cantilever arm length (mm)	Width internal (mm)	Length (mm)	Panel thickness (mm)	Order no.
KLW 1542	400	360	1500	2,0	124510
KLW 2042			2000	2,0	124130
KLW 2043			2000	3,0	124520
KLW 2543			2500	3,0	124530
KLW 1552	500	460	1500	2,0	124540
KLW 1553			1500	3,0	124550
KLW 2053			2000	3,0	124560
KLW 2553			2500	3,0	124570
KLW 1563	600	560	1500	3,0	124580
KLW 2063			2000	3,0	124210
KLW 2563			2500	3,0	124590



Cross braces

Steel, painted: grey RAL 7037. Cross bracing is required in every fourth bay in order to stabilise the racking. Supplied complete with fixing materials.

Item	Axle size (mm)	Upright height (mm)	Order no.
KVB 20061	600	2000	123650
KVB 25061		2500	123710
KVB 30061		3000	123770
KVB 20081	800	2000	123660
KVB 25081		2500	123720
KVB 30081		3000	123780
KVB 20101	1000	2000	123670
KVB 25101		2500	123730
KVB 30101		3000	123790
KVB 20121	1250	2000	123680
KVB 25121		2500	123740
KVB 30121		3000	123800
KVB 20151	1500	2000	123690
KVB 25151		2500	123750
KVB 30151		3000	123810

Cantilever racking for medium to heavy loads

Cantilever racking for medium and heavy loads is found in daily use in all sectors of industry. The demands are varied and require that the storage system is adaptable to store many types of material.

The KRS system with its versatility is unlimited with regard to dimensions and load capacity. Applications range from manual to automatic operation, stationary or mobile racks. Racks can be installed indoors or outdoors as required.

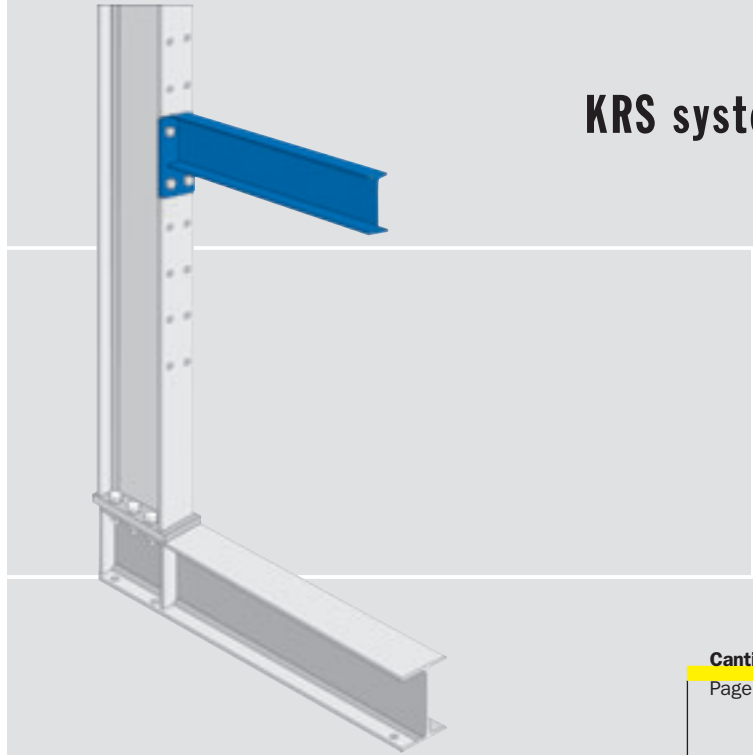


KRS system

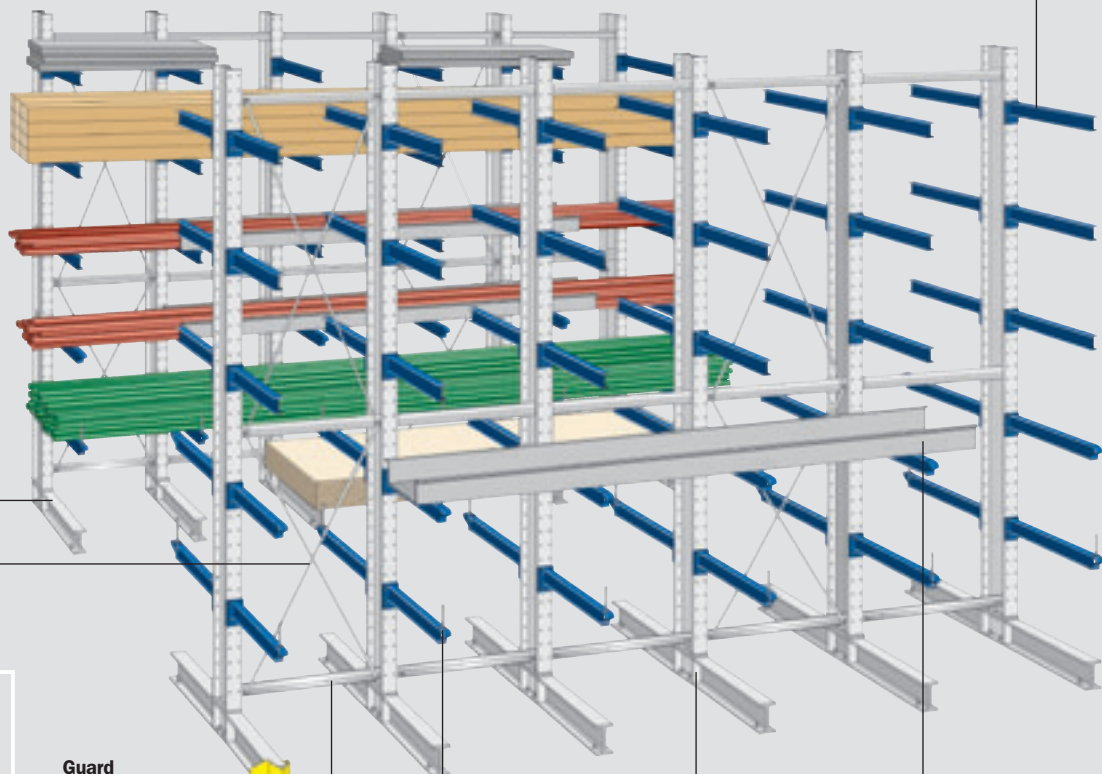
GREY GENTIAN BLUE YELLOW GALVANISED



- ▶ **Load capacity**
up to 14000 kg per upright side based on evenly spaced cantilever arms
- ▶ **Perforation**
hole pitch 100:100 mm
- ▶ **Upright construction from bolted post and foot profiles**
can also be retrofitted to either a single face or double face system by changing the foot profile
- ▶ **Bolting system**
the upright profiles are bolted together with horizontal braces to form racking rows and reinforced with vertical cross bracing in every fourth racking bay
- ▶ **Storage**
of heavy, bulky materials and goods
- ▶ **Can be installed anywhere**
indoors and outdoors, manual or automatic handling, fixed or mobile installation possible
- ▶ **Simple assembly**
with few components
- ▶ **Single face or double face racking**
- ▶ **Bolted cantilever arms**
- ▶ **Robust design**



Cantilever arms
Page E18



Cantilever upright (single face)
Page E14 - E15

Cross braces
Page E20


Guard
Page E20

Horizontal braces
Page E20

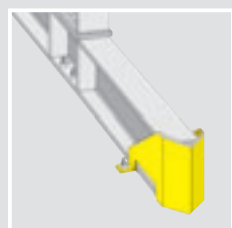
End stops
Page E21

Cantilever upright (double face)
Page E16 - E17


Storage trays
Page E19




Load sign




Guard




Longitudinal bracing



Storage tray



Bolted cantilever arm



Cantilever arm with end stop



GREY



Cantilever uprights

Single face cantilever uprights KRS

► **High stability**

the uprights and feet, made from hot rolled IPE profile, are welded together to form a rigid cantilever frame. Large footplates ensure even distribution of load to floor.

The static design conforms to the current regulations of BGR 234 (formerly ZH 1/428).

► **Perforation**

hole pitch 100:100 mm

► **Model**

steel, painted: grey, RAL 7037


► **Cantilever uprights**

load values given are based on evenly spaced cantilever arms



Further upright heights and useful depths

on request



Upright height 2500 mm

Item	Useful depth (mm)	Total depth (mm)	Upright profile	Load (kg)	Order no.
KSEN 250418	400	640	IPE 180	6110	316950
KSEN 250618	600	840	IPE 180	4800	317010
KSEN 250818	800	1040	IPE 180	3900	317040
KSEN 251018	1000	1240	IPE 180	3340	317070
KSEN 251218	1250	1490	IPE 180	2610	317100



Upright height 3000 mm

KSEN 300418	400	640	IPE 180	5300	317370
KSEN 300420		660	IPE 200	7140	317380
KSEN 300618	600	840	IPE 180	4170	317450
KSEN 300620		860	IPE 200	5730	317460
KSEN 300818	800	1040	IPE 180	3560	317490
KSEN 300820		1060	IPE 200	4750	317500
KSEN 301018	1000	1240	IPE 180	3025	317530
KSEN 301020		1260	IPE 200	4155	317540
KSEN 301218	1250	1490	IPE 180	2280	317570
KSEN 301220		1510	IPE 200	3375	317580



Upright height 3500 mm

KSEN 350618	600	840	IPE 180	4690	317920
KSEN 350620		860	IPE 200	6515	317930
KSEN 350622		880	IPE 220	8520	317940
KSEN 350818	800	1040	IPE 180	3380	317960
KSEN 350820		1060	IPE 200	5000	317970
KSEN 350822		1080	IPE 220	7000	317980
KSEN 351018	1000	1240	IPE 180	2590	318000
KSEN 351020		1260	IPE 200	3830	318010
KSEN 351022		1280	IPE 220	5510	318020
KSEN 351218	1250	1490	IPE 180	1965	318040
KSEN 351220		1510	IPE 200	2910	318050
KSEN 351222		1530	IPE 220	4185	318060
KSEN 351518	1500	1740	IPE 180	1535	318080
KSEN 351520		1760	IPE 200	2295	318090
KSEN 351522		1780	IPE 220	3310	318100
KSEN 352018	2000	2240	IPE 180	1010	318160
KSEN 352020		2260	IPE 200	1530	318170
KSEN 352022		2280	IPE 220	2230	318180

► Floor anchors
see page E19

Single face cantilever uprights KRS


Upright height 4000 mm

Item	Useful depth (mm)	Total depth (mm)	Upright profile	Load (kg)	Order no.
KSEN 400620	600	860	IPE 200	5980	318480
KSEN 400622		880	IPE 220	8400	318490
KSEN 400624		900	IPE 240	10700	318500
KSEN 400820	800	1060	IPE 200	4360	318520
KSEN 400822		1080	IPE 220	6250	318530
KSEN 400824		1100	IPE 240	8800	318540
KSEN 401020	1000	1260	IPE 200	3360	318560
KSEN 401022		1280	IPE 220	4830	318570
KSEN 401024		1300	IPE 240	6810	318580
KSEN 401220	1250	1510	IPE 200	2550	318600
KSEN 401222		1530	IPE 220	3670	318610
KSEN 401224		1550	IPE 240	5200	318620
KSEN 401520	1500	1760	IPE 200	2020	318640
KSEN 401522		1780	IPE 220	2920	318650
KSEN 401524		1800	IPE 240	4140	318660
KSEN 402020	2000	2260	IPE 200	1340	318720
KSEN 402022		2280	IPE 220	1960	318730
KSEN 402024		2300	IPE 240	2810	318740



Upright height 5000 mm

KSEN 500622	600	880	IPE 220	6670	324500
KSEN 500624		900	IPE 240	9360	319600
KSEN 500627		930	IPE 270	14010	319610
KSEN 500822	800	1080	IPE 220	4880	324510
KSEN 500824		1100	IPE 240	6870	319640
KSEN 500827		1130	IPE 270	10260	319650
KSEN 501022	1000	1280	IPE 220	3780	324520
KSEN 501024		1300	IPE 240	5350	319680
KSEN 501027		1330	IPE 270	7960	319690
KSEN 501222	1250	1530	IPE 220	2890	324530
KSEN 501224		1550	IPE 240	4090	319720
KSEN 501227		1580	IPE 270	6140	319730
KSEN 501522	1500	1780	IPE 220	2280	324540
KSEN 501524		1800	IPE 240	3250	319760
KSEN 501527		1830	IPE 270	4910	319770
KSEN 502022	2000	2280	IPE 220	1550	324560
KSEN 502024		2300	IPE 240	2230	319840
KSEN 502027		2330	IPE 270	3400	319850



Upright height 6000 mm

KSEN 600624	600	900	IPE 240	7590	324780
KSEN 600627		930	IPE 270	11420	320720
KSEN 600824	800	1100	IPE 240	5640	324790
KSEN 600827		1130	IPE 270	8360	320760
KSEN 600830		1160	IPE 300	12140	320770
KSEN 601024	1000	1300	IPE 240	4370	324800
KSEN 601027		1330	IPE 270	6570	320800
KSEN 601030		1360	IPE 300	9530	320810
KSEN 601224	1250	1550	IPE 240	3350	324810
KSEN 601227		1580	IPE 270	5050	320840
KSEN 601230		1610	IPE 300	7390	320850
KSEN 601524	1500	1800	IPE 240	2690	324820
KSEN 601527		1830	IPE 270	4070	320880
KSEN 601530		1860	IPE 300	5940	320890
KSEN 602024	2000	2300	IPE 240	1820	324840
KSEN 602027		2330	IPE 270	2790	320960
KSEN 602030		2360	IPE 300	4120	320970





GREY



Cantilever uprights

Double face cantilever uprights KRS

► **High stability**

the uprights and feet, made from hot rolled IPE profile, are welded together to form a rigid cantilever frame. Large footplates ensure even distribution of load to floor.

The static design conforms to the current regulations of BGR 234 (formerly ZH 1/428).

► **Perforation**

hole pitch 100:100 mm

► **Model**

Steel, painted: grey, RAL 7037

► **Cantilever uprights**

load values given are based on evenly spaced cantilever arms



Further upright heights and useful depths

on request

Upright height 2500 mm					
Item	Useful depth (mm)	Total depth (mm)	Upright profile	Load (kg/side)	Order no.
KSDN 250418	400	1100	IPE 180	6290	317160
KSDN 250618	600	1500	IPE 180	4940	317220
KSDN 250818	800	1900	IPE 180	4050	317250
KSDN 251018	1000	2300	IPE 180	3470	317280
KSDN 251218	1250	2800	IPE 180	2710	317310

Upright height 3000 mm					
Item	Useful depth (mm)	Total depth (mm)	Upright profile	Load (kg/side)	Order no.
KSDN 300418	400	1100	IPE 180	5450	317650
KSDN 300420		1120	IPE 200	7350	317660
KSDN 300618	600	1500	IPE 180	4290	317730
KSDN 300620		1520	IPE 200	5900	317740
KSDN 300818	800	1900	IPE 180	3700	317770
KSDN 300820		1920	IPE 200	4940	317780
KSDN 301018	1000	2300	IPE 180	3140	317810
KSDN 301020		2320	IPE 200	4320	317820
KSDN 301218	1250	2800	IPE 180	2390	317850
KSDN 301220		2820	IPE 200	3540	317860

Upright height 3500 mm					
Item	Useful depth (mm)	Total depth (mm)	Upright profile	Load (kg/side)	Order no.
KSDN 350618	600	1500	IPE 180	4870	318200
KSDN 350620		1520	IPE 200	6710	318210
KSDN 350622		1540	IPE 220	8770	318220
KSDN 350818	800	1900	IPE 180	3480	318240
KSDN 350820		1920	IPE 200	5150	318250
KSDN 350822		1940	IPE 220	7210	318260
KSDN 351018	1000	2300	IPE 180	2690	318280
KSDN 351020		2320	IPE 200	3980	318290
KSDN 351022		2340	IPE 220	5730	318300
KSDN 351218	1250	2800	IPE 180	2040	318320
KSDN 351220		2820	IPE 200	3020	318330
KSDN 351222		2840	IPE 220	4350	318340
KSDN 351518	1500	3300	IPE 180	1610	318360
KSDN 351520		3320	IPE 200	2410	318370
KSDN 351522		3340	IPE 220	3475	318380
KSDN 352018	2000	4300	IPE 180	1080	318440
KSDN 352020		4320	IPE 200	1630	318450
KSDN 352022		4340	IPE 220	2380	318460

► Floor anchors
see page E19

Double face cantilever uprights KRS

Upright height 4000 mm

Item	Useful depth (mm)	Total depth (mm)	Upright profile	Load (kg/side)	Order no.
KSDN 400620	600	1520	IPE 200	6150	318760
KSDN 400622		1540	IPE 220	8650	318770
KSDN 400624		1560	IPE 240	11020	318780
KSDN 400820	800	1920	IPE 200	4490	318800
KSDN 400822		1940	IPE 220	6430	318810
KSDN 400824		1960	IPE 240	9060	318820
KSDN 401020	1000	2320	IPE 200	3490	318840
KSDN 401022		2340	IPE 220	5020	318850
KSDN 401024		2360	IPE 240	7080	318860
KSDN 401220	1250	2820	IPE 200	2650	318880
KSDN 401222		2840	IPE 220	3810	318890
KSDN 401224		2860	IPE 240	5400	318900
KSDN 401520	1500	3320	IPE 200	2120	318920
KSDN 401522		3340	IPE 220	3060	318930
KSDN 401524		3360	IPE 240	4340	318940
KSDN 402020	2000	4320	IPE 200	1430	319000
KSDN 402022		4340	IPE 220	2090	319010
KSDN 402024		4360	IPE 240	3000	319020



Upright height 5000 mm

KSDN 500622	600	1540	IPE 220	6870	324570
KSDN 500624		1560	IPE 240	9670	319880
KSDN 500627		1590	IPE 270	14410	319890
KSDN 500822	800	1940	IPE 220	5020	324580
KSDN 500824		1960	IPE 240	7070	319920
KSDN 500827		1990	IPE 270	10560	319930
KSDN 501022	1000	2340	IPE 220	3930	324590
KSDN 501024		2360	IPE 240	5560	319960
KSDN 501027		2390	IPE 270	8270	319970
KSDN 501222	1250	2840	IPE 220	3005	324600
KSDN 501224		2860	IPE 240	4250	320000
KSDN 501227		2890	IPE 270	6380	320010
KSDN 501522	1500	3340	IPE 220	2390	324610
KSDN 501524		3360	IPE 240	3410	320040
KSDN 501527		3390	IPE 270	5150	320050
KSDN 502022	2000	4340	IPE 220	1650	324630
KSDN 502024		4360	IPE 240	2380	320120
KSDN 502027		4390	IPE 270	3630	320130



Upright height 6000 mm

KSDN 600624	600	1560	IPE 240	7810	324850
KSDN 600627		1590	IPE 270	11760	321000
KSDN 600824	800	1960	IPE 240	5800	324860
KSDN 600827		1990	IPE 270	8610	321040
KSDN 600830		2020	IPE 300	12500	321050
KSDN 601024	1000	2360	IPE 240	4540	324870
KSDN 601027		2390	IPE 270	6830	321080
KSDN 601030		2420	IPE 300	9910	321090
KSDN 601224	1250	2860	IPE 240	3480	324880
KSDN 601227		2890	IPE 270	5250	321120
KSDN 601230		2920	IPE 300	7680	321130
KSDN 601524	1500	3360	IPE 240	2820	324890
KSDN 601527		3390	IPE 270	4270	321160
KSDN 601530		3420	IPE 300	6230	321170
KSDN 602024	2000	4360	IPE 240	1940	324910
KSDN 602027		4390	IPE 270	2980	321240
KSDN 602030		4420	IPE 300	4405	321250








Cantilever arms KRS

► Cantilever arms

load values given are based on uniformly distributed load

Cantilever arms for upright profiles IPE 180 and IPE 200

Steel, painted: blue, RAL 5010. With welded top plates, supplied with or without guard. Adjustable in increments of 100:100 mm.



Without guard

Item	Useful depth (mm)	Cantilever arm profile	Load (kg)	Order no.
KASN 0408.2	400	INP 80	1445	314500
KASN 0410.2		INP 100	2415	314510
KASN 0608.2	600	INP 80	1030	314540
KASN 0610.2		INP 100	1755	314550
KASN 0808.2	800	INP 80	810	314580
KASN 0810.2		INP 100	1370	314590
KASN 1008.2	1000	INP 80	640	314620
KASN 1010.2		INP 100	1120	314630
KASN 1208.2	1250	INP 80	505	314660
KASN 1210.2		INP 100	885	314670
KASN 1508.2	1500	INP 80	380	314710
KASN 1510.2		INP 100	730	314720
KASN 2008.2	2000	INP 80	215	314810
KASN 2010.2		INP 100	470	314820

With guard

Item	Useful depth (mm)	Cantilever arm profile	Load (kg)	Order no.
KASN 0408.2R	400	INP 80	1445	314860
KASN 0410.2R		INP 100	2415	314870
KASN 0608.2R	600	INP 80	1030	314900
KASN 0610.2R		INP 100	1755	314910
KASN 0808.2R	800	INP 80	810	314940
KASN 0810.2R		INP 100	1370	314950
KASN 1008.2R	1000	INP 80	640	314980
KASN 1010.2R		INP 100	1120	314990
KASN 1208.2R	1250	INP 80	505	315020
KASN 1210.2R		INP 100	885	315030
KASN 1508.2R	1500	INP 80	380	315070
KASN 1510.2R		INP 100	730	315080
KASN 2008.2R	2000	INP 80	215	315170
KASN 2010.2R		INP 100	470	315180

Cantilever arms for upright profiles IPE 220 – IPE 300

Steel, painted: blue, RAL 5010. With welded top plates, supplied with or without guard. Adjustable in increments of 100:100 mm.

Without guard

Item	Useful depth (mm)	Cantilever arm profile	Load (kg)	Order no.
KASN 0408.3	400	INP 80	1445	315220
KASN 0410.3		INP 100	2415	315230
KASN 0608.3	600	INP 80	1030	315260
KASN 0610.3		INP 100	1755	315270
KASN 0612.3		INP 120	2720	315280
KASN 0614.3		INP 140	3035	315290
KASN 0808.3	800	INP 80	810	315300
KASN 0810.3		INP 100	1370	315310
KASN 0812.3		INP 120	2150	315320
KASN 0814.3		INP 140	3125	315330
KASN 1008.3	1000	INP 80	640	315340
KASN 1010.3		INP 100	1120	315350
KASN 1012.3		INP 120	1755	315360
KASN 1014.3		INP 140	2585	315370
KASN 1208.3	1250	INP 80	505	315380
KASN 1210.3		INP 100	885	315390
KASN 1212.3		INP 120	1420	315400
KASN 1214.3		INP 140	2110	315410
KASN 1508.3	1500	INP 80	380	315430
KASN 1510.3		INP 100	730	315440
KASN 1512.3		INP 120	1170	315450
KASN 1514.3		INP 140	1755	315460
KASN 2008.3	2000	INP 80	215	315530
KASN 2010.3		INP 100	470	315540
KASN 2012.3		INP 120	850	315550
KASN 2014.3		INP 140	1285	315560

With guard

Item	Useful depth (mm)	Cantilever arm profile	Load (kg)	Order no.
KASN 0408.3R	400	INP 80	1445	315580
KASN 0410.3R		INP 100	2415	315590
KASN 0608.3R	600	INP 80	1030	315620
KASN 0610.3R		INP 100	1755	315630
KASN 0612.3R		INP 120	2720	315640
KASN 0614.3R		INP 140	3035	315650
KASN 0808.3R	800	INP 80	810	315660
KASN 0810.3R		INP 100	1370	315670
KASN 0812.3R		INP 120	2150	315680
KASN 0814.3R		INP 140	3125	315690
KASN 1008.3R	1000	INP 80	640	315700
KASN 1010.3R		INP 100	1120	315710
KASN 1012.3R		INP 120	1755	315720
KASN 1014.3R		INP 140	2585	315730
KASN 1208.3R	1250	INP 80	505	315740
KASN 1210.3R		INP 100	885	315750
KASN 1212.3R		INP 120	1420	315760
KASN 1214.3R		INP 140	2110	315770
KASN 1508.3R	1500	INP 80	380	315790
KASN 1510.3R		INP 100	730	315800
KASN 1512.3R		INP 120	1170	315810
KASN 1514.3R		INP 140	1755	315820
KASN 2008.3R	2000	INP 80	215	315890
KASN 2010.3R		INP 100	470	315900
KASN 2012.3R		INP 120	850	315910
KASN 2014.3R		INP 140	1285	315920

GALVANISED



Storage trays

► Identification labelling requirements

in accordance with the industry safety regulations, all racking installations have to be labeled with the relevant load signs

FRITZ SCHÄFER GMBH

Racking system: _____
 Construction year: _____
 Type of rack: Cantilever racking
 Order confirmation no.: _____

Racking height: _____ mm
 (Height to top arm level)
 Frame depth: _____ mm
 (single-sided: _____ mm, double-sided: _____ mm)

No. of storage levels: _____
 Height to first arm level: _____ mm
 Distance between uprights: _____ mm

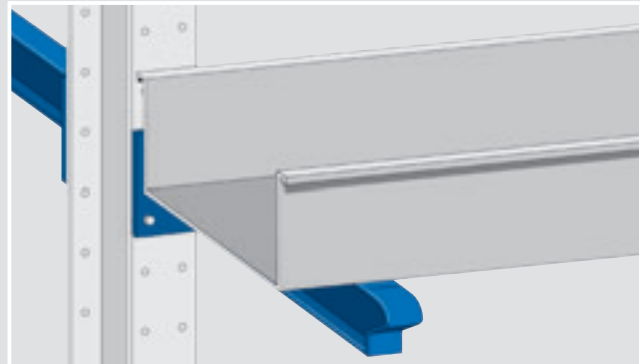
Upright profile: _____
 length of cantilever arm profile
 Level cantilever arm profile arm load

_____ mm	_____ kg
_____ mm	_____ kg
_____ mm	_____ kg
_____ mm	_____ kg

max. compartment load: _____ kg
 max. load/upright (single-sided): _____ kg
 max. load/upright (double-sided): _____ kg

FRITZ SCHÄFER GMBH
 Fritz Schäfer Straße 20 • D-57290 Neunkirchen (Siegental)
 Phone: +49 (0)27 35 / 70-5 • Fax: +49 (0)27 35 / 704-94

Accessories KRS



Storage trays

Sheet steel, galvanised, height 250 mm. To hold miscellaneous items, plastic tubing, hoses etc.

Load signs

Item	Width (mm)	Height (mm)	Material	Order no.
KRTS 7050	420	600	Aluminium, incl. fixing material	992305
TS 0615	60	150	PVC adhesive film	157300

Item	For usefull depth/ cantilever arm length (mm)	Width internal (mm)	Length (mm)	Panel thickness (mm)	Order no.
KLW 1542	400	360	1500	2,0	124510
KLW 2042			2000	2,0	124130
KLW 2043			2000	3,0	124520
KLW 2543			2500	3,0	124530
KLW 1552	500	460	1500	2,0	124540
KLW 1553			1500	3,0	124550
KLW 2053			2000	3,0	124560
KLW 2553			2500	3,0	124570
KLW 1563	600	560	1500	3,0	124580
KLW 2063			2000	3,0	124210
KLW 2563			2500	3,0	124590

Floor anchors

Racking must be anchored to the floor using threaded anchors to guarantee stability. Four threaded anchors are required for single face cantilever racking, and six are required for double face cantilever racking.



Item	Order no.
BA 12 VA M 12 Threaded anchor	1000812





GREY



End stop
Cross braces

RAL 7037

GALVANISED



Horizontal
braces

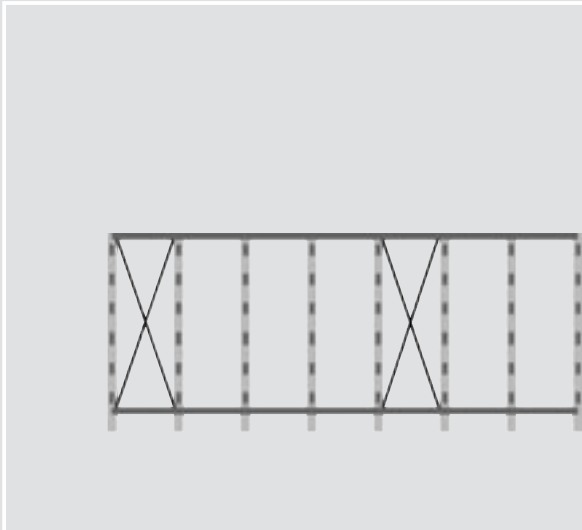
YELLOW



Guard

RAL 1021

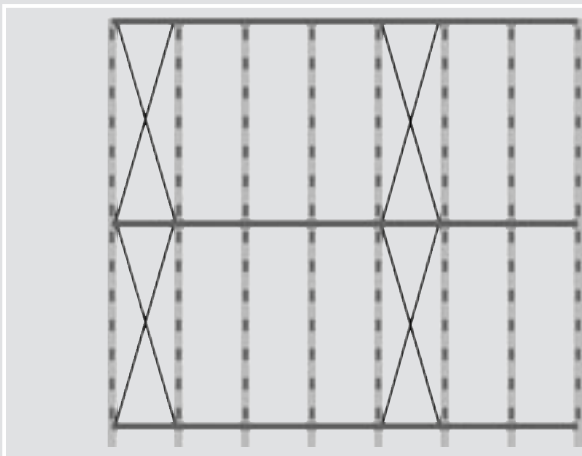
Accessories KRS



One-part cross bracing

Steel, painted: grey RAL 7037. Cross bracing is required in every fourth bay in order to stabilise the racking. Supplied complete with fixing materials.

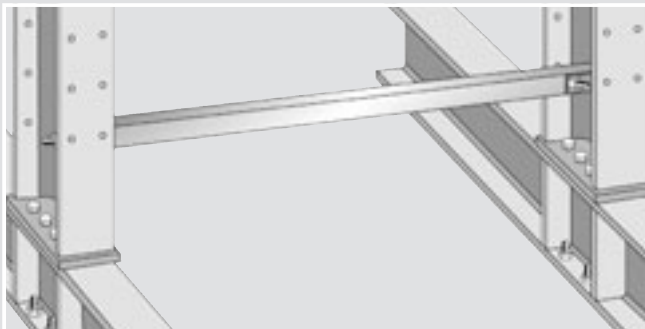
Item	Axle size (mm)	Upright height (mm)	Order no.
KVBN 25081	800	2500	314100
KVBN 30081	800	3000	314110
KVBN 35081	800	3500	314120
KVBN 25101	1000	2500	314140
KVBN 30101	1000	3000	314150
KVBN 35101	1000	3500	314160
KVBN 25121	1250	2500	314180
KVBN 30121	1250	3000	314190
KVBN 35121	1250	3500	314200
KVBN 25151	1500	2500	314220
KVBN 30151	1500	3000	314230
KVBN 35151	1500	3500	314240



Two-part cross bracing

Steel, painted: grey RAL 7037. Cross bracing is required in every fourth bay in order to stabilise the racking. Supplied complete with fixing materials.

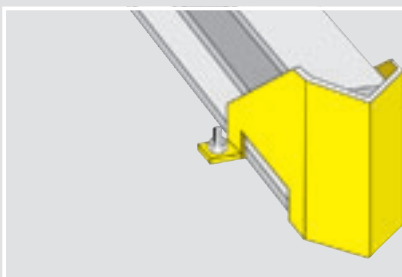
KVBN 40082	800	4000	314300
KVBN 50082	800	5000	314320
KVBN 60082	800	6000	314340
KVBN 40102	1000	4000	314350
KVBN 50102	1000	5000	314370
KVBN 60102	1000	6000	314390
KVBN 40122	1250	4000	314400
KVBN 50122	1250	5000	314420
KVBN 60122	1250	6000	314440
KVBN 40152	1500	4000	314450
KVBN 50152	1500	5000	314470
KVBN 60152	1500	6000	314490



Horizontal braces

Galvanised steel. To connect cantilever uprights, two longitudinal bracings are required. 2 longitudinal braces are required for cantilever uprights up to a height of 3500 mm. For upright in excess of 4000 mm, 3 braces are required.

Item	Axle size (mm)	Order no.
KLVN 08	800	314010
KLVN 10	1000	314020
KLVN 12	1250	314030
KLVN 15	1500	314040



Guard

Steel, painted: yellow, RAL 1021. Used on feet of cantilever uprights to protect from damage to tyres of aisle trucks. U-shaped, including anchor bolts.

Item	Height (mm)	Width (mm)	Order no.
AS 180	180	140	143640
AS 280	280	180	143650

End stop

For cantilever arms with guard, plug-in, painted: grey, RAL 7037.

Item	Useable height (mm)	Order no.
KEA 105	50	162500
KEA 110	100	162510
KEA 115	150	162520

